



















Rank	Competitor	Age	Club	RT	PTS	Result	
1	 Chloe Gladwin	S19 18		0.78	877	<b>1:15.70</b> Entry: 1:14.54	+1.16 Q
	25m: 18.27 50m: 36.84 (18.57) 75m: 56.44 (19.60) 100m: 1:15.70 (19.26)						
2	 Lili-Fox Mason	S10 20		0.72	667	<b>1:17.27</b> Entry: 1:18.16	-0.89 Q
	25m: 18.53 50m: 37.83 (19.30) 75m: 57.53 (19.70) 100m: 1:17.27 (19.74)						
3	 Londyn Dillinger	S10 13		0.74	596	<b>1:20.23</b> Entry: 1:22.52	-2.29 Q
	25m: 19.14 50m: 39.18 (20.04) 75m: 59.73 (20.55) 100m: 1:20.23 (20.50)						
4	 Tupou Neiufi	S9 24		0.67	576	<b>1:20.97</b> Entry: 1:23.49	-2.52 Q
	25m: 18.36 50m: 38.47 (20.11) 75m: 59.35 (20.88) 100m: 1:20.97 (21.62)						
5	 Melissa Donoghue	S18 38	 Hamilton Aquatics	0.74	516	<b>1:56.80</b> Entry: 1:53.87	+2.93 Q
	25m: 25.48 50m: 53.77 (28.29) 75m: 1:25.18 (31.41) 100m: 1:56.80 (31.62)						
6	 Brooke Anderson	S8 20		0.70	423	<b>1:41.99</b> Entry: 1:41.57	+0.42 Q
	25m: 23.53 50m: 48.01 (24.48) 75m: 1:15.13 (27.12) 100m: 1:41.99 (26.86)						
7	 Charlotte Murphy	S6 17		0.55	376	<b>1:55.64</b> Entry: 1:53.93	+1.71 Q
	25m: 27.55 50m: 56.42 (28.87) 75m: 1:26.19 (29.77) 100m: 1:55.64 (29.45)						
8	 Amber Proudfoot	S8 17		0.99	300	<b>1:54.41</b> Entry: 1:52.58	+1.83 Q
	25m: 27.43 50m: 56.68 (29.25) 75m: 1:25.78 (29.10) 100m: 1:54.41 (28.63)						
9	 Millie Long	S10 17		0.73	290	<b>1:41.93</b> Entry: 1:38.52	+3.41 Q
	25m: 23.20 50m: 49.11 (25.91) 75m: 1:15.73 (26.62) 100m: 1:41.93 (26.20)						